



**ENVIRONMENTAL & POLLUTION  
INCIDENT RESPONSE MANAGEMENT PLAN**

**Riverina (AUSTRALIA) Pty Ltd**

## 1. Purpose

The purpose of this procedure is to ensure the Riverina (Australia) Pty Ltd comply with the requirements to prepare a Pollution Response Management Plan (PIRMP) under section 153A of the POEO Act 1997.

## 2. Scope

This procedure relates to Riverina (Australia) Pty Ltd Young Mill at 90 telegraph Road, Young, New South Wales. 2594

## 3. Introduction

### 3.1 Site Details

Riverina feed mill is located at 90 Telegraph Road Young, NSW, 2594



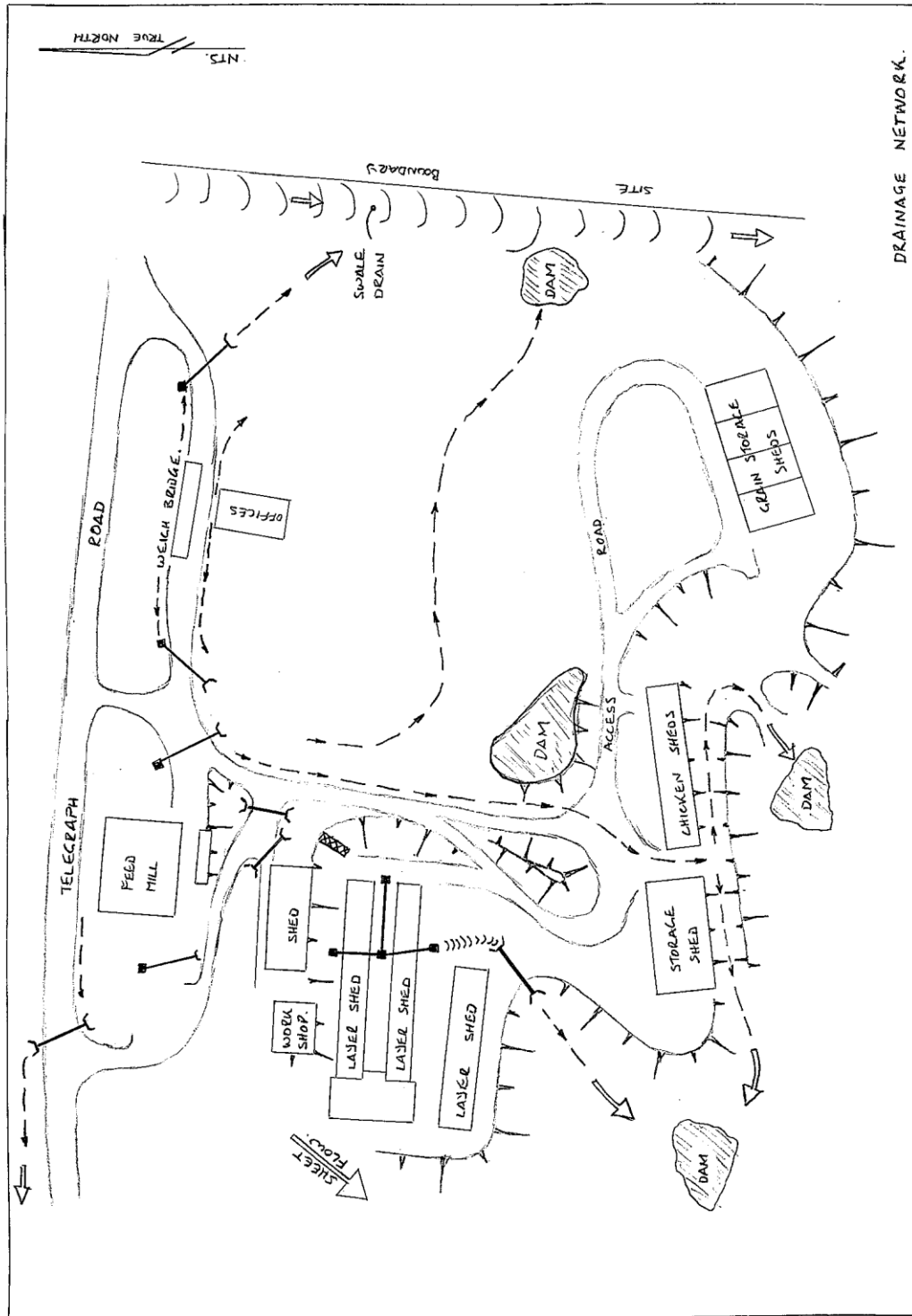
### 3.2 Neighbouring Land Uses;

The Feed mill is located in the Council area of the Hilltops Shire, zoning is 4(2) Industrial General. Surrounding land use is primarily rural with some light industrial to the west.

**Table 2.1** is a list of the neighbouring properties.

### 3.3 Surrounding Sensitive Environments

There are no immediate sensitive environments surrounding the Riverina Stockfeeds mill site. There is a series of on-site catchment dams to take any overflow directed to them through the piped, swale and bund network. This allows for treatment of any spill contaminants at these on-site locations. Refer drainage network plan for details.



### 3.4 Neighbouring Properties

**Table 2.1** includes contact names and numbers of those properties most likely to be affected in the event of a pollution incident.

Contact Person	Residential Address	Contact Numbers
Residential property south side Riverina (Australia)	90 Telegraph Road, Young NSW, 2594	02 6382 4847 Office
Hilltops Shire Council	Boorowa Street, Young NSW, 2594	02 6380 1200
Crown Lands Division of NSW Planning and environment	Corner Johnston & Tarcutta Streets, Wagga Wagga	1300 886 235
Eastern side Allan Trefal	Resides in Queensland	0458 200 999

Property adjoining the western boundaries of the site is vacant land owned by Riverina (Australia) Pty Ltd. Property to the north is vacant Common Property and to the south, vacant Crown Land.

### 4. Key Activities & Processes

Riverina (Australia) Pty Ltd (Riverina) supplies animal feed for the Australian agriculture industry and is also an exporter of grain and protein meals to South East Asia, the Pacific Rim and other export markets. Riverina's operations include procurement and trading of grain and agricultural commodities, milling of stockfeed, including beef and dairy cattle, birdseed mixes, pig feeds, poultry, sheep, goats, horse feeds and pasture supplements

### 5. Potential Pollution Types

The most likely environmental emergencies that may be encountered include:

Organic oil spill or molasses that reaches the stormwater system watercourse. The sources may include but are not limited to:

- A tank of Canola oil.
- 2 Tanks of Molasses
- Bulk oil unloading from road tanker
- IBCs containing liquid Alimet.

Gas leak and/or fire. The sources may include but are not limited to:

- Natural gas line,
- Oils and greases stored in the workshop and engineering business
- Bunded Fuel storage diesel and petrol

Air pollution from unusual particulate stack emission cause of which may include but are not limited to:

- Production trials.
- Dust produced when unloading grain trucks on the grain unloading pit.

Other Pollution Risk from Manufacturing on site

1. Australian Mustard seed Oil
  - Oil
2. Engineering fabrication
  - Oil and greases

**Canola Oil:** is delivered in bulk road and pumped into the Oil Tank. Any spills are absorbed by bentonite (clay absorbent material), swept up and disposed of into the bulk waste bins provided and serviced by a waste management company. Risk Level = 4

**Mustard oil:** is taken off site in bulk oil tanks. Any spills are absorbed by bentonite. Risk Level = 4

**Gear oil:** Gear oil is used on site to lubricate the numerous gearboxes. The gear oil is in 20 litre drums and is stored in the workshop area. Maximum quantity stored on site inclusive of the other manufacturing is 28 x 20kg drums. Any spills are contained within the workshop and absorbed by bentonite (clay absorbent material), swept up and disposed of into the bulk waste bins provided and serviced by a waste management company. (Gulf Western Industrial gear oil 220) Risk Level = 4

**Waste Oil:** All Waste Oil generated shall be stored in sealed black oil waste drums and stored in the maintenance shed in drums. These drums are taken away by a contractor and the contents recycled off our premises. Risk Level = 2

**Molasses Liquid:** is delivered in bulk road and pumped into the Molasses Tank. Any spills are absorbed by bentonite (clay absorbent material), swept up and disposed of into the bulk waste bins provided and serviced by a waste management company. Risk Level = 4

**Boiler Water:** Boiler water waste is contained in the Boiler Blowdown Water and goes into the waste system. Risk Level = 3

**Bulk Grain:** Bulk grain if spilled is swept up by personnel and can be added back into the process if not contaminated with foreign material. Alternatively the waste is tipped into the bulk waste bins provided and serviced by a waste management company. Risk Level = 2

**Raw Material:** Bagged raw materials used on site if spilled are swept up by personnel and can be added back into the process if not contaminated with foreign material. Alternatively the waste is tipped into the bulk waste bins provided and serviced by a waste management company. Risk Level = 3

**Wastewater Treatment and Effluent System**

A number of wastewater streams are generated at the site, including:

- Wash water from truck washing
- Domestic wastewater from office and amenities;
- Boiler blowdown

The wastewater treatment system consists of capture drains, which feed into a network of filtration systems. From there it is diverted through a series of bunds and swales to an on-site detention dam, where if required, water can be flocculated prior to leaving the site.

All waste from office and amenities joins directly into the septic sewer system. Risk Level = 3

**6. Risk Identification**

**6.1. Risk Assessment Process**

The environmental risk assessment identifies aspects that may cause a risk of harm to the environment and assesses the level of impact. Environmental risk assessments are used for determining the significance of impacts on the environment. The process of risk assessment is explained below.

**6.1.1. How likely is an event to occur?**

Level	Descriptor	Description
5	Almost Certain	The event is expected to occur in most circumstances
4	Likely	The event will probably occur in most circumstances
3	Moderate	The event should occur at some time
2	Unlikely	The event could occur at some time
1	Rare	The event may occur only in exceptional circumstances

**6.1.2. If it does, what are the worst-case scenario consequences?**

Level	Descriptor	Description
1	Insignificant	Low financial loss, negligible if any environmental impact
2	Minor	On site release immediately contained, minor and reversible impact. Generation of waste. Normal resource consumption. Medium financial loss.
3	Moderate	On site release contained with outside assistance. Potential release to stormwater. Incident reported to authorities. Minor but reversible impact. Generation of waste requiring disposal as controlled wastes. Significant consumption of resources, e.g. gas, water, electricity and raw materials. High financial loss.
4	Major	Loss of production capability. Offsite release contained with outside assistance. Incident reported to authorities, major but reversible impact. Major financial loss.
5	Catastrophic	Toxic release off site with detrimental effect. Immediate involvement of authorities, major and irreversible impact. Huge financial loss.

**6.1.3. Add the levels above to find risk level.**

Level of Risk	Consequences				
	Insignificant	Minor	Moderate	Major	Catastrophic
<b>Likelihood</b>	<b>1</b>	<b>2</b>	<b>3</b>	<b>4</b>	<b>5</b>
5 (almost certain)	6	7	8	9	10
4 (likely)	5	6	7	8	9
3 (moderate)	4	5	6	7	8
2 (unlikely)	3	4	5	6	7
1 (rare)	2	3	4	5	6

Risk Prioritisation		
	RISK LEVEL	SUGGESTED ACTIONS
	Low Risk	Manage by Routine Procedures
	Moderate Risk	Responsibility and action dates must specified
	High Risk	Reduce as soon as possible
	Extreme Risk	Immediate action to Reduce the Risk

**7. Management Procedure**

The Branch Manager is responsible for notifying the authorities.

In the event of a major incident on site only the Managing Director or his delegate, shall be authorised to make any statements to the media or public.

**8. Notification Procedure – Neighbours**

The nature and direction of the incident will determine the most appropriate neighbours to be notified.

In the event of a pollution incident the Branch Manager will be the person responsible for notifying any affected neighbours. In their absence the responsibility will sit with the Production Manager.

**9. Immediate Incident Response Procedure**

Table 1; Notification Template for the Management Team

Site Management Team	Authorities to Notify of Pollution Incidents
Branch Manager	<b>Environmental Protection Authority (EPA)</b> Tel: (02) 6640 2500 Fax: (02) 6642 7743 Alternative Tel: 131 555 24 hrs
Workplace Health and Safety Manager	<b>SafeWork NSW</b> Tel: 131 050
	<b>NSW Health</b> Tel: (02) 9391 9000
Workplace Systems Manager	<b>EPA – environment line</b> TEL: 131 555
Branch Manager	<b>Hilltops Shire Council-Local Emergency Management Committee (LEMC)</b> Tel: (02) 6380 1200
Branch Manager (or in EMERGENCY, Production Manager or Shift Supervisor)	<b>Fire and Rescue NSW</b> <b>Emergency Tel: 000</b> Alternative Tel: 1300 729 579

**Table 1a Supplemental** for specific Incident types affecting neighbours only;

**Notification Template for the Management Team**

Site Management Team	Neighbours to be notified
Branch Manager	<b>Hilltops Shire Council-Local Emergency Management Committee (LEMC)</b> Tel: (02) 6380 1200

**Table 2; Notification Template for the Site Employees**

<b>Safety First</b>	<ul style="list-style-type: none"> <li>❖ Care of Workers – Evacuate the Area if there is any danger to personnel.</li> <li>❖ Care of Environment – contain spills, put out fires ONLY if safe to do so.</li> </ul>		
<b>Treatment</b>	<b>Provide First Aid or Medical Treatment, if required</b>		
	Ambulance	000	
	Young Hospital	(02) 6382 8888	68 Allanan St, Young NSW 2594
<b>Minor Spills or Emissions</b>	<ul style="list-style-type: none"> <li>❖ Stop the source of the spill if safe to do so.</li> <li>❖ Contain the spill (Spill Kits) and control its flow from the site.</li> <li>❖ If pollution has escaped the site or if the spill has potential to harm the environment, report the spill to Branch Manager, who will notify Managing Director, General Manager Feed Division and Workplace Systems Mangers.</li> <li>❖ Be safe rather than sorry; report any pollution no matter how small to the Branch Manager.</li> </ul>		
<b>Majors Spills or Emissions</b>	<ul style="list-style-type: none"> <li>❖ For large scale hazardous spills call the NSW Fire and Rescue immediately on 000 (triple zero).</li> <li>❖ Control pollution flow from leaving the site where possible.</li> <li>❖ If pollution has escaped the site or if the spill has potential to harm the environment, report the spill to the Branch Manager, who will notify Managing Director, General Manager Feed Division and Workplace Systems Mangers.</li> <li>❖ Contact Christies Waste Disposal who is able to pump liquid wastes into the liquid waste removal truck for disposal, Tel: 0428 461 500.</li> <li>❖ Call key people listed below in order.</li> </ul>		
<b>Notify Key People</b>	Managing Director	Mob: 0408 422 488	
	General Manager Manufacturing Division	Mob: 0427 637 933	
	Workplace Systems Manager	Mob: 0409 099 218	
	Work Health and Safety Manager	Mob: 0428 756 824	
	Human Resources Manager	Mob: 0409 306 765	
	Branch Manager	Mob: 0437 665 280	
	Production Manager	Mob: 0400 462 344	
<b>Media Relations</b>	In the event of a major incident on site only the Managing Director or his delegate, shall be authorised to make any statements to the media or public.		



**10. Emergency Response Equipment**

The site maintains the following emergency equipment and has the ability to engage spill control assistance of Christies Waste Disposal.

- a. Liquid Spills can be absorbed by Bentonite (clay)
- b. Fire extinguishers
- c. Fire Hose Reels

**11. Incident Response Procedure**

A person has a duty to notify the Branch Manager and in their absence the Production Manager when – while carrying out any activity – the person becomes aware that an event has happened that causes or threatens to cause material environmental harm.

Emergency incidents such as those involving

- a. The release of contaminants into the stormwater system.
- b. Hazardous materials from fires.
- c. Spillage of chemicals that require involvement of emergency response personnel.


Material Environmental Harm includes actual or potential harm to the health or safety of humans or the ecosystem.

**12. Plan Testing, Review and Maintenance**

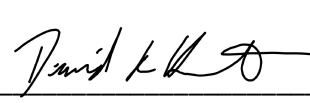
The PIRMP will be reviewed annually or following a significant pollution incident covering deficiencies identified in the investigation.

**13. Approval & History**

Issue	Amended paragraphs/pages	Amendment Details	Date issued
1 & 2	New PIRMP & version 2	Undetermined under AMBOS stewardship	unknown
3	Not recorded	Undetermined under AMBOS stewardship	Sept 2019
4	Conversion to Riverina	Executive and senior management changes inclusive of phone contact, addition of notification template for site employees, sign off by MD	June 2021
5	Update pages 4 and 5 with the addition of potential pollution types, renumbered to version 5	Change to name of government office, addition of Alimet, lubricant and food oil production, verification of contact numbers	10/06/2022

Approved by: 

Company Director

Approved by: 

Managing Director